

ULTRA LED PAR38 Lamps



The newest SYLVANIA LED PAR38 lamps offer exceptional beam performance for precision accent lighting applications, while reducing energy and maintenance costs when compared with conventional light sources. Lasting over 16 times longer, these latest LED PAR38 lamps are high quality replacements for halogen PAR38 lamps and are available in 3000K and 2700K and in 25°, 40° and at tight 10° and 15° beam angles. These lamps are designed to be indistinguishable from halogen color quality at a CRI of 89 with enhanced deep red content that flatters rich colors and skin tones. They are UL listed for use in damp locations and are RoHS compliant with no lead or mercury. Using only 10, 15 and 18 watts, these lamps offer an environmentally preferable solution without compromising lighting quality. The lack of UV and IR radiation makes these lamps ideal for highlighting merchandise or artwork as discoloration and fading of materials is minimized.

This device complies with part 15 of the FCC Rules. Operation is subject to the following two conditions: (1) This device may not cause harmful interference, and (2) this device must accept any interference received, including interference that may cause undesired operation. For FCC Part 15 user information, please see www.sylvania.com/fcc15b

Key Features & Benefits

	10W PAR 38** Lamp	18W PAR 38 Lamp	15W PAR 38 Lamp
UV, IR and Mercury Free & RoHS Compliant	✓	✓	✓
Dimmable*	✓	✓	✓
Rated at 50,000 hours life	✓	✓	✓
Rated at 25,000 hours life	✓	✓	✓
Medium Base	✓	✓	✓
UL1993 Listed	✓	✓	✓
Beam Angles	15°	25° & 40°	10°, 12° & 15°
Available in 2700K & 3000K	3000K	✓	✓
Suitable for Outdoor Use	✓	✓	✓
Use in fixtures that support 2lb. lamp	✓	✓	✓
Not for use with emergency light fixtures or exit lights	✓	✓	✓
Use in open fixtures only	✓	✓	✓
Operating Temperature -40°F and +113° F (-40°C and +45°C)	✓	✓	✓

* Please refer to Compatibility Dimmer List (RETRO-DIM) for a list of compatible dimmers or visit www.SYLVANIA.com/LEDretrofit

** Not for use with dimmers or in luminaires controlled by a dimmer



Product Offering

Ordering Abbreviation	Wattage (W)	Color Temperature	Beam Angle	Lumens	R9
LED18PAR38/DIM/830/NFL25	18	3000K	25°	900	43
LED18PAR38/DIM/830/FL40	18	3000K	40°	900	43
LED18PAR38/DIM/827/NFL25	18	2700K	25°	860	40
LED18PAR38/DIM/827/FL40	18	2700K	40°	860	39
LED10PAR38/SG/830/WSP15	10	3000K	15°	650	27
LED15PAR38/SG/830/SP10	15	3000K	10°	760	48
LED15PAR38/SG/830/WSP15	15	3000K	15°	760	48
LED15PAR38/SG/827/SP10	15	2700K	10°	700	-
LED15PAR38/SG/827/WSP15	15	2700K	15°	700	-
LED15PAR38/SG/830/WSP12	15	3000K	12°	760	-

Application Information

Market Segments

- Art galleries and museums
- Hospitality
- Offices
- Residential
- Restaurants
- Retail

Applications

- Accent/display lighting
- General lighting
- Recessed downlighting

SEE THE WORLD IN A NEW LIGHT

Venta: (55) 56 72 85 69 - 50 25 91 94

SYLVANIA



Specification Data

Catalog #	Type
Project	
Comments	
Prepared by	Date

Ordering Information

Item Number	Ordering Abbreviation	Wattage (W)	Base Type	Input Voltage (VAC)	Average Rated Life (hrs.) ¹	Typical Lumens (lm) ²	CCT ³	CBCP (cd)	Beam Angle	CRI ⁴	Power Factor
78640	LED18PAR38/DIM/830/NFL25	18	Medium	120	50,000	900	3000K	3,100	25°	87	0.75
78641	LED18PAR38/DIM/830/FL40	18	Medium	120	50,000	900	3000K	1,500	40°	87	0.75
78657	LED18PAR38/DIM/827/NFL25	18	Medium	120	50,000	860	2700K	3,680	25°	84	0.75
78658	LED18PAR38/DIM/827/FL40	18	Medium	120	50,000	860	2700K	1,150	40°	84	0.75
78735	LED10PAR38/SG/830/WSP15	10	Medium	120	25,000	650	3000K	6,900	15°	82	0.9
78769	LED15PAR38/SG/830/SP10	15	Medium	120	25,000	760	3000K	16,000	10°	89	0.9
78498	LED15PAR38/SG/830/WSP15	15	Medium	120	25,000	760	3000K	7,500	15°	89	0.9
78718	LED15PAR38/SG/827/SP10	15	Medium	120	25,000	700	2700K	15,000	10°	89	0.9
78719	LED15PAR38/SG/827/WSP15	15	Medium	120	25,000	700	2700K	7,000	15°	89	0.9
78795	LED15PAR38/SG/830/WSP12	15	Medium	120	25,000	760	3000K	11,000	12°	89	0.9

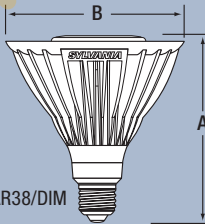
1. Hours lifetime with 70% lumen maintenance 2. Thermally stable typical lumens (±10%) 3. Thermally stable typical CCT (±10%) 4. CRI – color rendering index

Ordering Guide

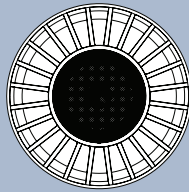
LED	18	PAR38	/	DIM or SG	/	830	/	NFL	25
LED Lamps and Retrofits	Wattage 10, 15 or 18	Lamp Type: PAR38	/	DIM = Dimmable SG = Specification Grade	/	CRI, CCT: 830: 80+ CRI, 3000K CCT 827: 80+ CRI 2700K CCT	/	Beam Type NSP: Narrow Spot SP: Spot WSP: Wide Spot NFL: Narrow Flood FL: Flood	Beam Angle 10° 12° 15° 25° 40°

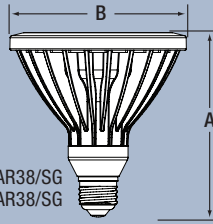
Lamp Dimensions

	(A) MOL (inches)	(B) Diameter (inches)
LED18PAR38/DIM	5.20	4.72
LED10PAR38/SG	5.04	4.76
LED15PAR38/SG	5.04	4.76

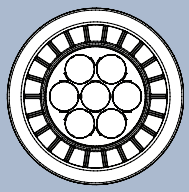


LED18PAR38/DIM





LED10PAR38/SG
LED15PAR38/SG



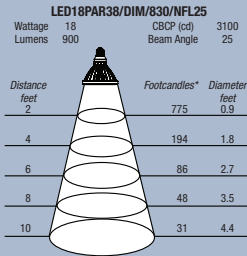
Energy Savings

Basic Product Description	LED Life (hrs.)	Similar Halogen	Halogen Life (hrs.)	Watts Saved	Energy Savings*	LED Life vs. Halogen Life
LED18PAR38/DIM	50,000	75PAR38	2,500	57	\$313.00	20x
LED10PAR38/SG	25,000	50PAR38	3,000	40	\$110.00	8x
LED15PAR38/SG	25,000	50PAR38	3,000	35	\$96.25	8x

*Energy savings over life of lamp calculated at \$0.11/kWh

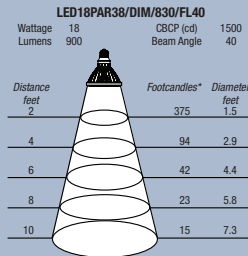
Technical Information

Similar Halogen	75PAR38
Watts (W)	75
Avg. Rated Life (hrs.)	2,500
Lumens	1060
CBCP (cd)	3150
Beam Angle	30°



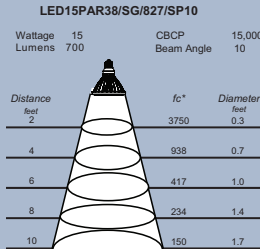
*Approximate footcandle values at center of beam

Similar Halogen	75PAR38
Watts (W)	75
Avg. Rated Life (hrs.)	2,500
Lumens	1060
CBCP (cd)	1300
Beam Angle	50°



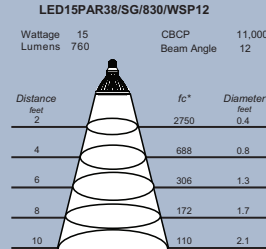
*Approximate footcandle values at center of beam

Similar Halogen	50PAR38
Watts (W)	50
Avg. Rated Life (hrs.)	3,000
Lumens	650
CBCP (cd)	10,500
Beam Angle	9°



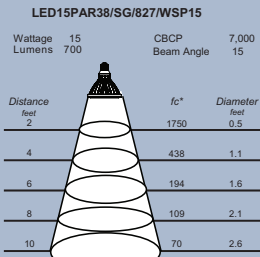
*Approximate footcandle values at center of beam

Similar Halogen	50PAR38
Watts (W)	50
Avg. Rated Life (hrs.)	3,000
Lumens	650
CBCP (cd)	10,500
Beam Angle	9°



*Approximate footcandle values at center of beam

Similar Halogen	50PAR38
Watts (W)	50
Avg. Rated Life (hrs.)	3,000
Lumens	650
CBCP (cd)	10,500
Beam Angle	9°



*Approximate footcandle values at center of beam

SYLVANIA

lighting facts^{CM}

A Program of the U.S. DOE

Light Output (Lumens)	900
Watts	18
Lumens per Watt (Efficacy)	50

Color Accuracy Color Rendering Index (CRI)	87
---	----

Light Color Correlated Color Temperature (CCT)	3000 (Bright White)
---	---------------------

All results are according to IESNA LM-79-2008: Approved Method for the Electrical and Photometric Testing of Solid-State Lighting. The U.S. Department of Energy (DOE) verifies product test data and results.

Visit www.lightingfacts.com for the Label Reference Guide.

Registration Number: 5827-BORPPH
Model Number: LED18PAR38DIM830NFL25
Type: Replacement lamps

SYLVANIA

lighting facts^{CM}

A Program of the U.S. DOE

Light Output (Lumens)	860
Watts	18
Lumens per Watt (Efficacy)	48

Color Accuracy Color Rendering Index (CRI)	84
---	----

Light Color Correlated Color Temperature (CCT)	2700 (Warm White)
---	-------------------

All results are according to IESNA LM-79-2008: Approved Method for the Electrical and Photometric Testing of Solid-State Lighting. The U.S. Department of Energy (DOE) verifies product test data and results.

Visit www.lightingfacts.com for the Label Reference Guide.

Registration Number: 5827-BVAUJB
Model Number: LED18PAR38DIM827NFL25
Type: Replacement Lamp - Directional (R38, PAR38)

Contact Sylvania at the numbers listed below for more LightFacts information and labels.

United States
OSRAM SYLVANIA
 100 Endicott Street
 Danvers, MA 01923

Trade
 Phone: 1-800-255-5042
 Fax: 1-800-255-5043

National Accounts
 Phone: 1-800-562-4671
 Fax: 1-800-562-4674

OEM/Special Markets
 Phone: 1-800-762-7191
 Fax: 1-800-762-7192

Display/Optic
 Phone: 1-888-677-2627
 Fax: 1-800-762-7192

Canada
OSRAM SYLVANIA LTD.
 2001 Drew Road
 Mississauga, ON L5S 1S4

Trade
 Phone: 1-800-263-2852
 Fax: 1-800-667-6772

OEM/Special Markets/Display/Optic
 Phone: 1-800-265-2852
 Fax: 1-800-667-6772

www.sylvania.com

Venta: (55) 56 72 85 69 - 50 25 91 94